

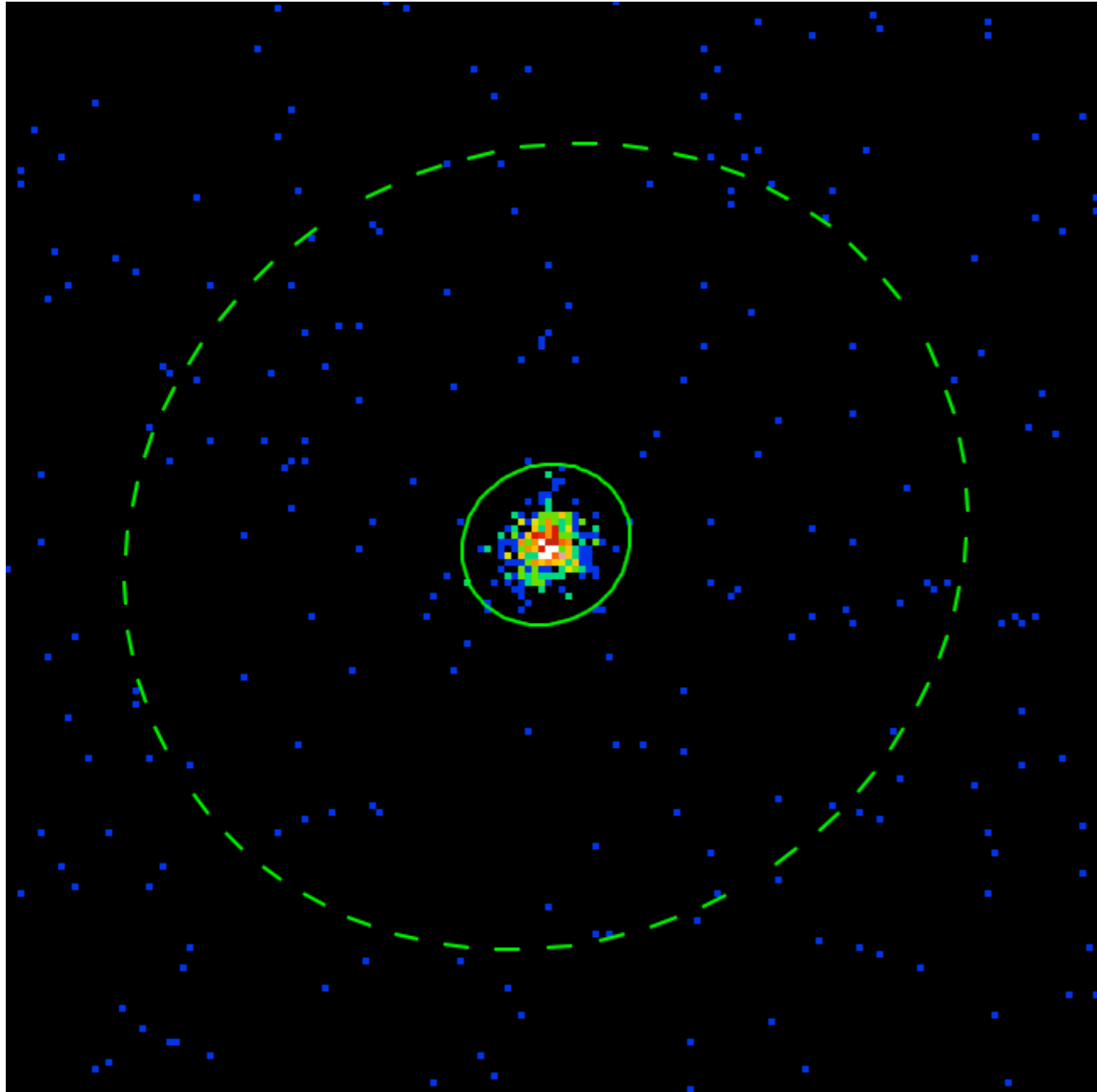
Computing Average Source Intensity for X-ray Sources Observed in Multiple X-ray Images

Using quantities measured in synthetic apertures in X-ray images, it's relatively easy to determine the posterior probability distribution for the intensity of an unresolved x-ray source in a single observation.

However, if the same source is observed in multiple observations, and one wishes to combine the data to determine a single average intensity, difficulties can ensue.

Simple X-ray Aperture Photometry Problem:

Determine source intensity s and errors for an unresolved (point) x-ray source



Know:

- Number of counts, C , in source aperture (solid green ellipse)
- Number of counts, B , in background aperture (dashed green elliptical annulus)
- Areas A_s and A_b of source and background apertures
- $f = \int \text{psf}(x,y) dx dy$ over source aperture
- $g = \int \text{psf}(x,y) dx dy$ over background aperture

Simple X-ray Aperture Photometry Problem Solution

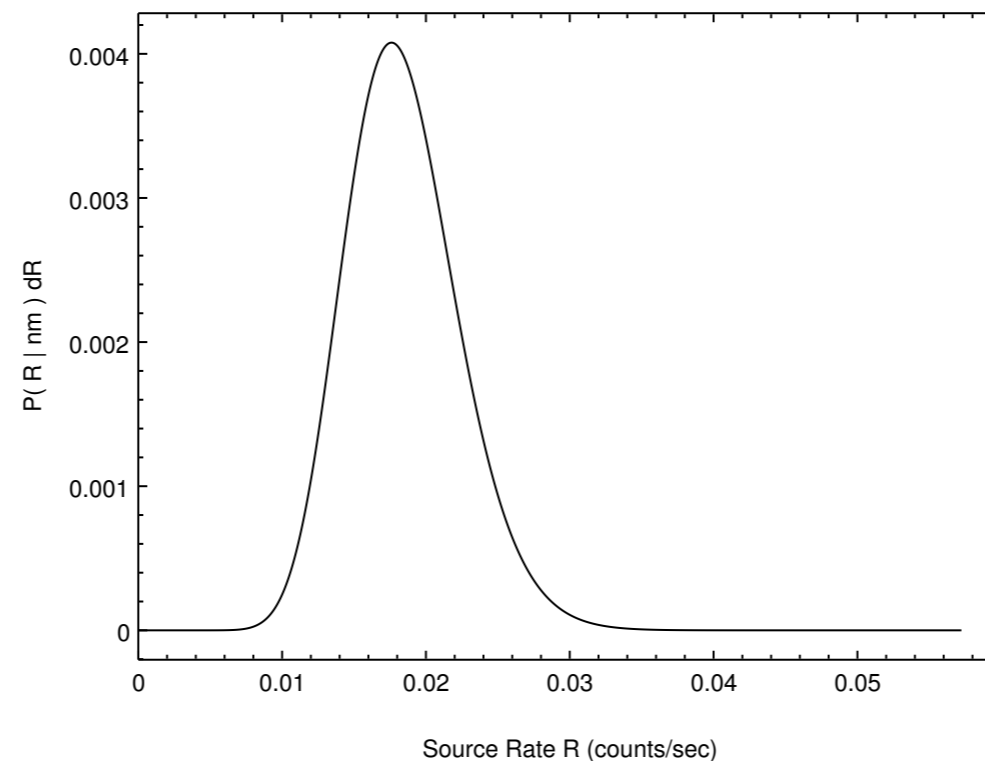
(see http://cxc.cfa.harvard.edu/csc/memos/files/Kashyap_xraysrc.pdf for details)

- Statistical Model: $C \sim \text{Pois}(f s + b)$; $B \sim \text{Pois}(g s + r b)$ where $r = A_b / A_s$
- Solution for non-informative priors:

$$p(s|CB)ds = ds (rf - g) \frac{1}{\Gamma(C+1)\Gamma(B+1)} \times$$

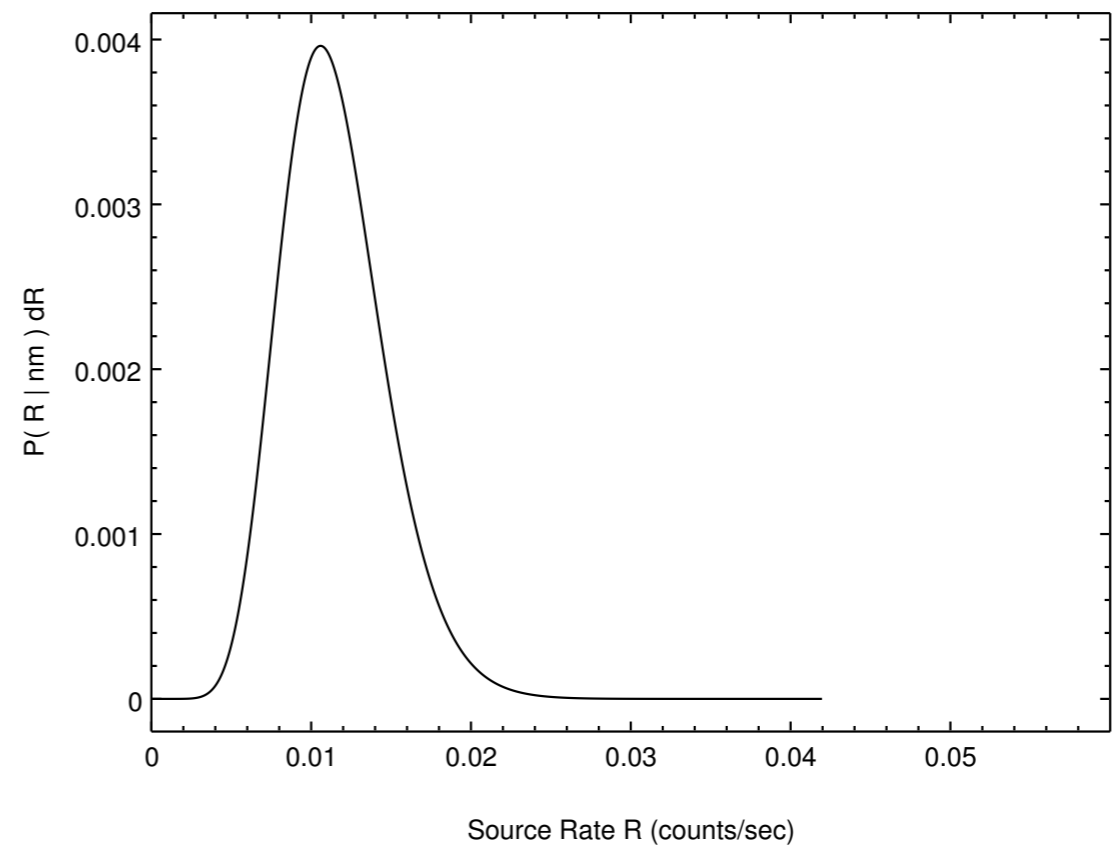
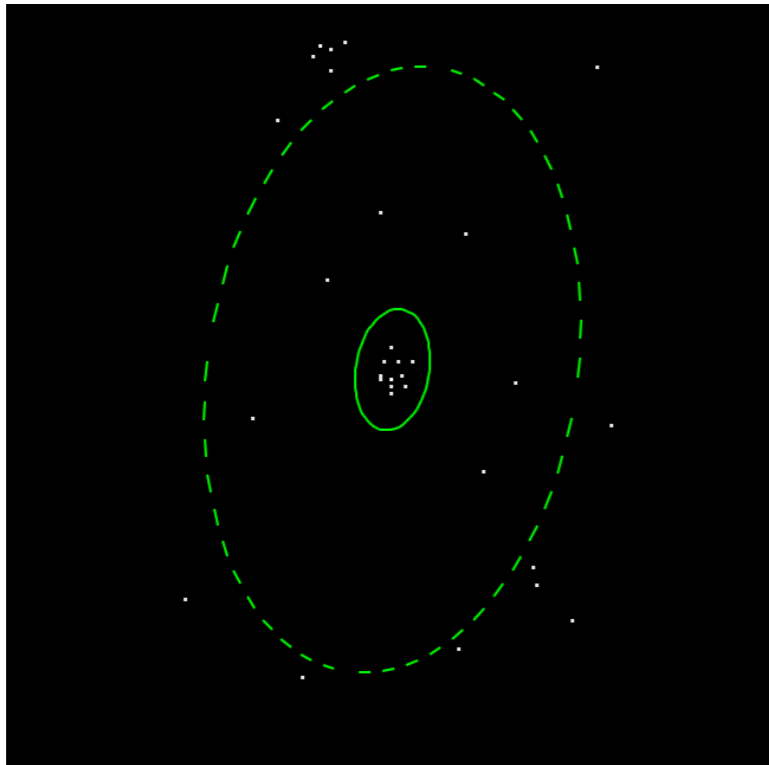
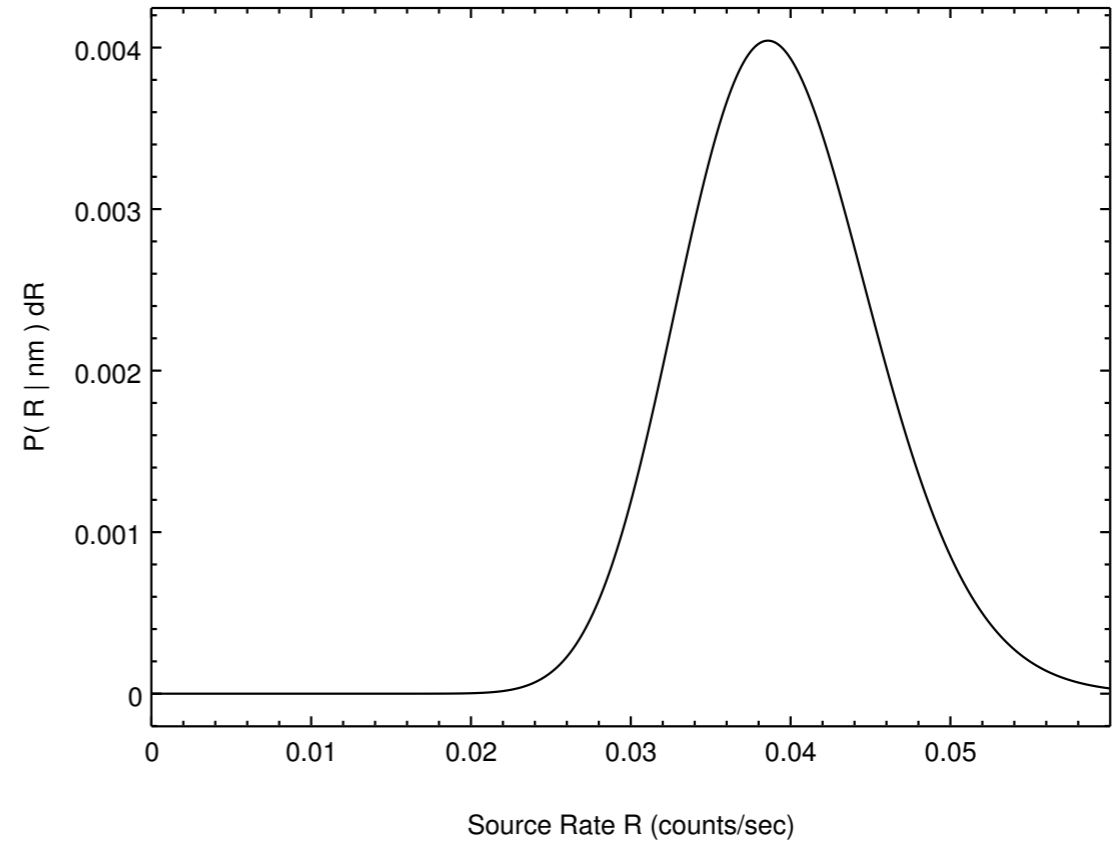
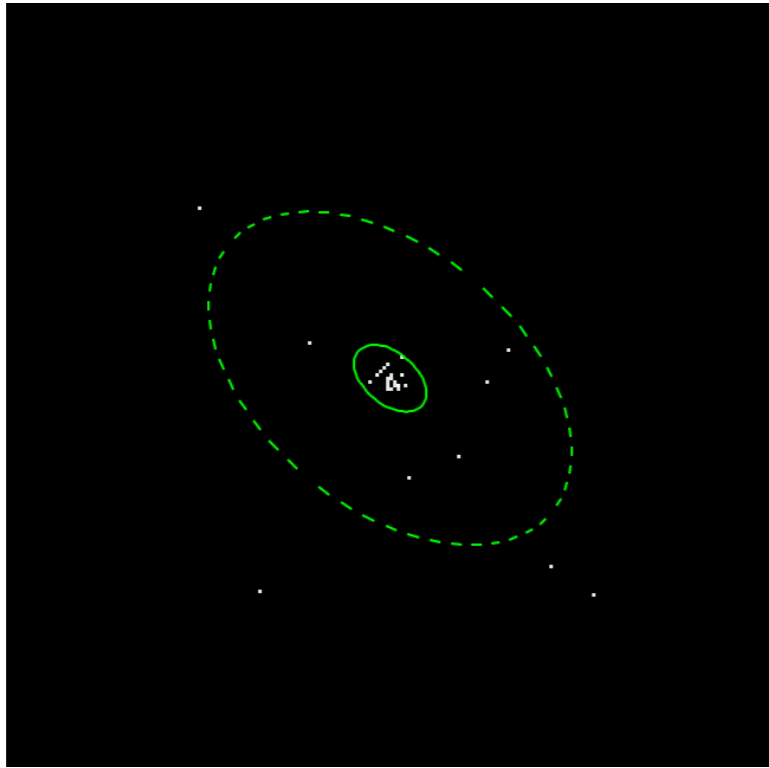
$$\sum_{k=0}^C \sum_{j=0}^B (f^k g^j r^{B-j} s^{k+j} e^{-s(f+g)} \times$$

$$\frac{\Gamma(C+1)\Gamma(B+1)\Gamma(C+B-k-j+1)}{\Gamma(k+1)\Gamma(C-k+1)\Gamma(j+1)\Gamma(B-j+1)(1+r)^{C+B-k-j+1}}). \quad (26)$$



A more complicated problem:

Combining data from the same source, observed at different times, with distinct pdf's



Questions about multi-observation problem:

- Can the pdf from one observation be used as a prior for a second? What happens if the single observation pdf's are distinct?
- What if there are more than two observations? Need a robust solution that's insensitive to the order in which the data are analyzed, i.e., if observation 1 pdf is used as prior to observation 2, should get the same solution as observation 2 pdf used as prior to observation 1, etc.
- At what point does it make no sense to combine the data? Is there a quantitative measure that can be used to decide when to keep observations separate?
- In the limit of large counts, solution should approach that using Gaussian statistics, i.e., error-weighted mean of individual intensities.