


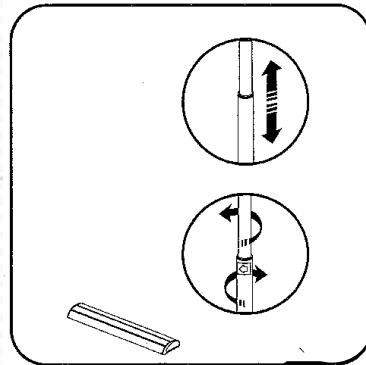

SETUP INSTRUCTION

HTE Banner Stand

- 1) Unfold the 2 part pole.



- 2) Draw out the upper telescopic pole to proper height then circumgyrate it to a firm fit.



- 3) Pull up the graphic panel and position it onto the plastic tip at the top of the pole. Repeat for the graphic on the other side.

