



the **exhibit** source

145 wells avenue • newton, ma 02459 • (781)449-1600 • 1-800-370-0736 • fax (781)449-6856 • www.theexhibitsource.com

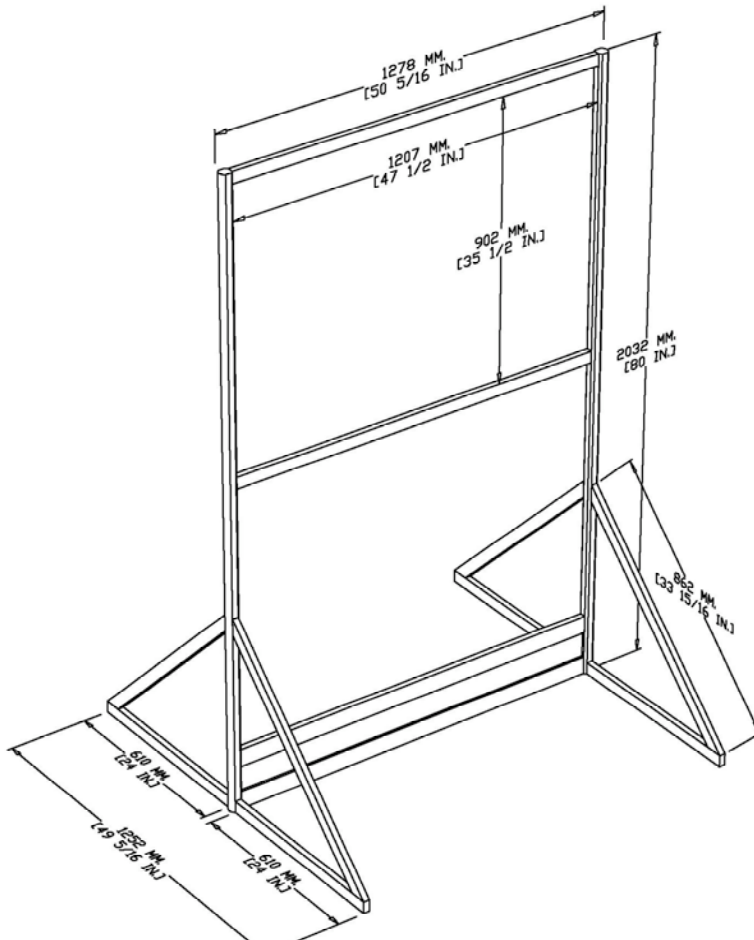
Smithsonian Chandra - FETTU Project

3/5/10

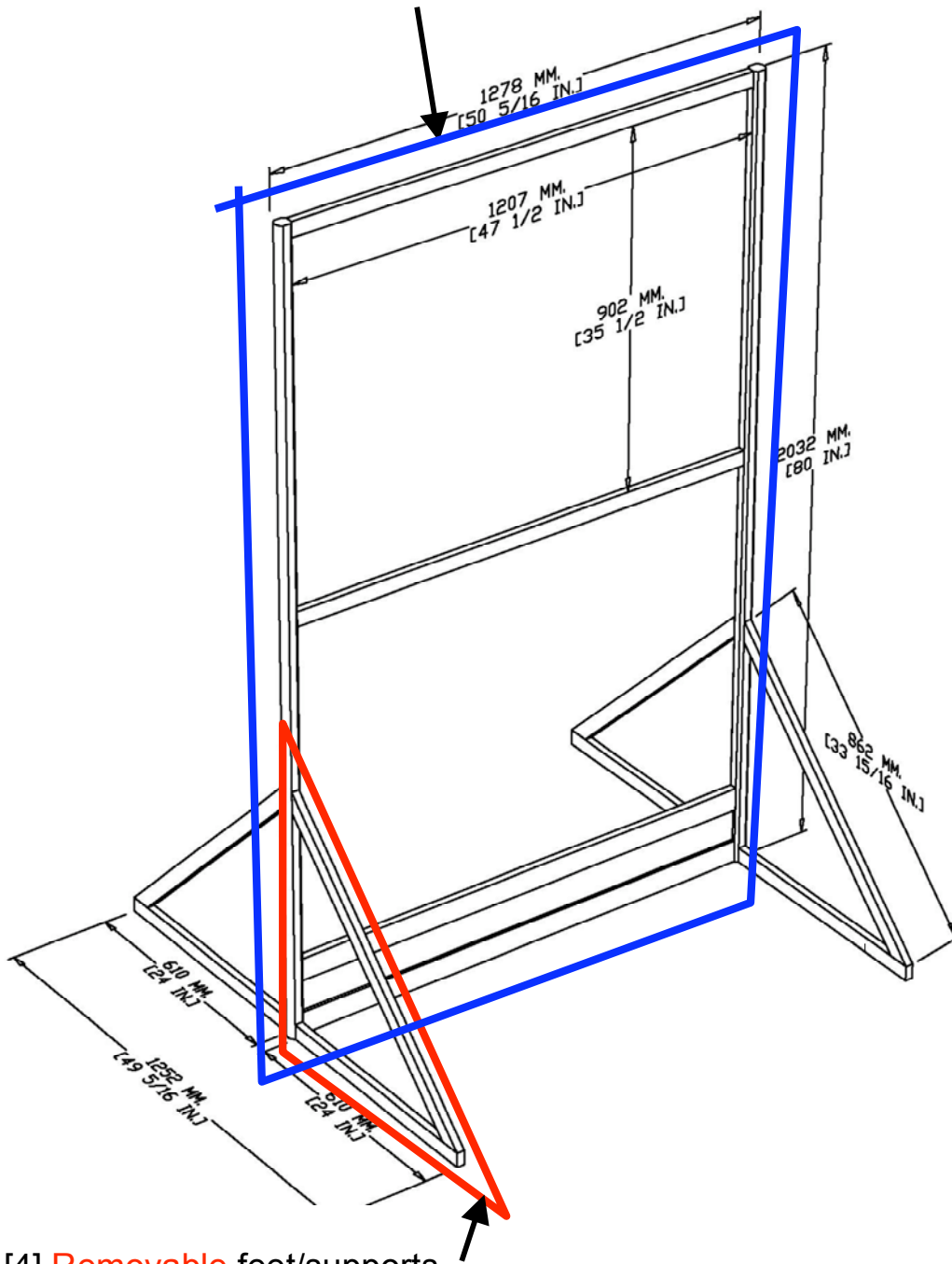
This crate contains [25] framed graphic stands. The main frame and graphic remains assembled at all times. Installation requires the addition of [4] feet/supports to each frame. They attach with rotolocks using an Allen wrench.

Disassembly requires the removal of the [4] feet/supports from each frame. Pack into crate making sure there is a layer of protective cardboard between each frame.

FINISHED UNIT LOOKS LIKE THIS:




Permanently assembled frame with two sided graphic.



[4] Removable feet/supports.

Assemble each foot/support (2 pieces).
Then **attach** each foot/support with
rotolock using an Allen wrench.



Rotolock



FINISHED UNIT LOOKS LIKE THIS:





Disassembly & Crate Packing

Disassembly requires the removal of the [4] feet/supports from each frame (Separate angled assembly into two pieces). Pack into smaller black/gray plastic shipping case.

Pack the frame w/graphic units into wooden crate **making sure there is a layer of protective cardboard between each frame.**